

forte

CATERING & EVENTS

*Wedding
Inspiration*

*The Ultimate Guide to
Planning Your Wedding Day*



TABLE OF *contents*

INTRODUCTION

06 ABOUT FORTE CATERING + EVENTS
An introduction to Forte

07 ABOUT LAURA COCKMAN
An introduction to Laura

PLANNING

12 LAURA'S PLANNING TIPS
Tips from a professional wedding planner

17 LAURA'S BUDGETING TIPS
How to set a budget and stick to it

20 TYPES OF WEDDINGS
How to choose the perfect wedding

23 RESPONSIBILITIES
The best way to lead your troops

28 GUEST SELECTION TIPS
How to pick who you will invite to your big day

29 WEDDING INVITATIONS 101
Tips on how to create beautiful invites

PRE WEDDING RITUALS

31 BRIDAL SHOWER
How to host the perfect bridal shower

36 GOLDEN RULES OF A HENS NIGHT
Hens Night etiquette

37 THE ALMIGHTY BUCKS NIGHT
Bucks Night planning



TABLE OF *contents*

VENUE

39 FINDING THE RIGHT VENUE
How to find the perfect venue for your wedding

42 OUTDOOR WEDDING GUIDE
How to have the perfect outdoor wedding

STYLE & THEMING

49 POPULAR WEDDING STYLES
What is on trend for wedding styles

55 VENUE THEMING
Ideas on how to theme your wedding venue

CATERING

59 MENU & FOOD IDEAS
Wedding food trends to embrace

62 TIPS ON CHOOSING THE MENU
How to have the perfect wedding menu

64 BEVERAGES AND ALCOHOL
Keeping your guests hydrated

THE CAKE

66 WEIRDEST WEDDING CAKE FACTS
Weird wedding cake facts from around the world

67 TIPS ON YOUR IDEAL WEDDING CAKE
How to choose the perfect cake for your wedding

THE DRESS

71 OFF THE RACK VS. CUSTOM
The pros and cons of custom and off the rack dresses

77 ROYAL WEDDING COMPARISON
Lady Diana & Charles vs. Kate & Prince William

ON THE BIG DAY

80 BEAUTY TIPS
Wedding Day beauty tips

81 HAIR INSPIRATION
Ideas for hair styles for the big day

FLOWERS

86 CREATIVE FLOWER ARRANGEMENT
Getting creative with centrepieces

87 FLOWER INSPIRATION
Flowers to inspire you

THE RING

92 WEDDING RING STYLE GUIDE
How to know what wedding ring will suit you



TABLE OF *contents*

ENTERTAINMENT

98 BAND VS. DJ
How to create the right atmosphere for your day

102 QUIRKY ENTERTAINMENT IDEAS
Entertainment ideas not everyone would have thought of

CAPTURING THAT SPECIAL DAY

104 TIPS ON CHOOSING A PHOTOGRAPHER
How to capture your big day

107 OTHER WAYS PEOPLE CREATE MEMORIES
A few different ideas

108 LATEST WEDDING TRENDS
Current trends to think about

109 TOP HASHTAGS
What hashtags to use for your wedding

114 KIM AND KANYE'S WEDDING
How much did Kim and Kanye's wedding cost?

TRANSPORT

116 TRAVEL IN STYLE
Sometimes the journey is half the fun

HONEYMOON

119 CHOOSING YOUR DESTINATION
What do you want to do on your honeymoon?

121 WHAT TO PACK
The essential ingredients to a great honeymoon

124 TOP TRENDING
Honeymoon destinations in 2015

ABOUT US

133 CATERING
Wedding catering is our forte

134 OUR VENUES
Our favourite places to create magic

137 EVENT MANAGEMENT AND THEMING
More than just a premiere caterer

About the Author

FORTE CATERING & EVENTS

“To be a part of an exquisite & unforgettable wedding experience that exceeds every expectation, with magnificently crafted food and an opportunity to deliver magical memories each and every day is exactly why we do this.”

- Ross Mitchell, Director of Operations

The team at Forte Catering & Events have worked to compile this detailed ‘Wedding Inspiration Guide’ to provide the ultimate tool for planning your wedding day. Forte is an award winning Sydney based caterer who continually strives to provide the most incredible dining experiences and create breathtaking memories. We have established ourselves as a leading culinary expert with a reputation for hosting many of the most prestigious events in Sydney.



Laura Cockman



Hi my name is Laura and I am super excited to be helping you throughout the inspiration guide with useful tips and advice you can use when planning your special day. Over the last four years during my time at Forte Catering & Events I have been fortunate enough to be a strong contributor to the sales and planning within our Weddings and Social Events team. Winning Wedding Caterer of the Year in 2013 and then being a finalist in 2014 are some of my favourite highlights and a humbling recognition of the work we do.

Originally from Devon, England I moved to Sydney shortly before joining the Forte team. Working in the hospitality industry for the last 13 years and in Event management for 8 years, my wealth of knowledge from service to theming and operations has proven to be invaluable in the planning of an event.

Working with Forte has been absolutely incredible and it has encouraged me to tap into my creative side when planning an event. Being responsible for all of Forte's wedding and social events, I have gained incomparable experience in the finer details such as theming, marquee or venue sourcing, menu styling, invitations and cake design just to name a few.

In 2013 I was fortunate enough to become the Co-Chair of the Young Meetings & Events Australia (YMEA) sub-committee where I also held a seat on the NSW Meetings & Events (MEA) Australia branch committee. This was a fabulous opportunity to network within the events industry and stay current with the happenings of the hospitality world.

Some of my recent events have been held in prestigious venues around Sydney including:

- *The Rose Gardens, Royal Botanical Gardens*
- *Lion Gate Lodge, Royal Botanical Gardens*
- *Breakfast Point Country Club*
- *Carols in the Domain*
- *The Armoury, Gap Bluff*
- *Cockatoo Island*
- *Rodd Island*
- *Clark Island*
- *Private Homes in Sydney and its surrounds*

PLANNING THE PERFECT *Wedding*

Planning your big day can be the most exciting time of your life and we hope our Wedding Inspiration guide can help you avoid any stress or difficulty.

Forte Catering & Events have created the Ultimate Wedding Inspiration Guide to give readers the opportunity to gain valuable insights into what's involved in planning a wedding and acquire some useful tools including:

- *Budgeting Tips*
- *Interesting facts about weddings*
- *Inspiration & Ideas for your very own wedding*
- *Information about the I do's & I don'ts of wedding planning*
- *Tips regarding sourcing of the dress, make-up, hair & photographer*
- *A Wedding Checklist*



Tip from an expert



Sharing duties between you and your partner is the best way to get things done efficiently. Set aside time where you can sit down together to plan and do things for the wedding. Be realistic in assigning tasks because, come on, we know the groom doesn't care about what flowers the bridesmaids will carry! A lot of brides make the mistake of taking on too much and not involving the groom but he may surprise you... They want to be involved too! Also, don't forget your bridal party! Don't be afraid to reach out to your bridal party for help. They're your minions for the day, right?! As your closest friends, whether it be helping you pick a dress or package your wedding favours, they'll probably be happy to help. Divide and conquer!"

- *Sandra Chau* Event Stylist at *Simply Peachy*
www.simplypeachy.com



Planning

LAURA'S PLANNING TIPS



1. *Start a spreadsheet! It doesn't sound very exciting but it will be your best friend when you get closer to the big day! Have a tab for your budget, one for guests, one for each supplier and anything else you want. Having everything in one place will prevent you from misplacing something.*
2. *Don't plan haphazardly, it's very easy to spend half an hour here and there planning and buying bits and pieces but this makes it hard to look at the bigger picture and see if everything is going to work together. Set aside some time to plan and go on specific shopping trips.*
3. *Talking about your wedding is an exciting part of the journey but just bear in mind that people will give you their opinion and it isn't always what you want to hear. Build the suspense by teasing them with clues while not fully telling them everything! Running your ideas past a friend is a great idea, but just be selective with who that person is!*
4. *Don't take on too much. Your wedding should be a celebration and a day for you both to enjoy.*
5. *Don't let the glitz and glamour of the day let you forget what is truly important. Even if something doesn't go as planned you will still be spending the day committing to the person you love for the rest of your life. There is also a good chance nobody but you will notice if something isn't quite right.*

Tip from an expert



Take the pressure off yourself by utilising the knowledge of those who have already been in your shoes. Seek advice from family and friends who have already planned their own weddings, they'll be brimming with helpful first-hand advice and tips. Don't be afraid to enlist the help of those closest to you, delegating tasks is a great way for your nearest and dearest to feel like they're a part of your big day, while freeing you up to focus on the bigger tasks. When you can, use professionals and experts. There is a reason they do this every day and they'll be able to ensure nothing is overlooked or forgotten about."

- *Alicia Ng* Group Editor

www.mediaink.com.au/wedding-venues-nsw





Budget

MOST EXPENSIVE *Wedding*

SHEIKH MOHAMMED BIN RASHAD AL MAKTOUM
& SHEIKHA HIND BINT MAKTOUM
\$137 million

DATE: *1979*

LOCATION:

*Dubai, in a hall built from scratch to accommodate 20,000 guests.
A five day holiday was declared and Sheikh Mohammed rode his
horse to every village and fed everyone.*



LAURA'S BUDGETING TIPS

1. SET A BUDGET & STICK TO IT

*The first and most important part of your budget is determining the exact amount you are willing to spend on the entire wedding. Once you have determined your budget **STICK TO IT** because on average 35% of couples blow their budget!*

2. PRIORITIZE YOUR BUDGET

Once you've decided your total wedding cost, you should begin deciding exactly how much you want spend on each part of the wedding. Figure out the most important items to you and which items you're willing to live without.

3. DON'T OVERDO THE GUEST LIST

The average cost per guest is \$200, which means limiting your guest list is crucial to ensuring you remain within your proposed number.

4. SOURCE IN SEASON

Make significant savings by simply choosing flowers and food that are currently in season. Sourcing local produce and flowers will mean fewer costs, with a majority of caterers and florists already prepared for seasonal menus.

5. GET INSPIRED AND D.I.Y

With the advances in technology it's never been easier to create your magnificent invitations from your very own home. Check out wedding sites, blogs and other invitations for inspiration and put your own stamp and flair into your wedding.



"I can help you set your budget and give you advice during the entire process."

LAURA'S BUDGETING TIPS

6. CONSIDER A WEDDING DAY OTHER THAN SATURDAY

Saturday is the most popular for weddings, with up to 60% of couples getting married on this day. By deciding to choose another day such as Friday or Sunday you can save yourself a substantial amount of money which can be better spent elsewhere.

7. WEDDING EXPOS

Take advantage of the ideas, inspiration and discounts only available to expo attendees. You will be armed with information and pricing so you can make more informed decisions about offers and saving opportunities.



Be realistic! Yes you can save money by doing things yourself, but is it worth the extra stress? Always make sure you have a slush fund. Something will cost more than you think or you will decide you want to have a more expensive option, the last thing you want to worry about is money!



Fun Fact

THE AVERAGE WEDDING IN AUSTRALIA COSTS APPROXIMATELY \$36,200 WITH THE MAJORITY OF THE COST GOING TOWARDS FOOD, ALCOHOL & THE VENUE. (FOOD, ALCOHOL & VENUE EQUATE TO 51.61%)

ACCORDING TO THE AUSTRALIAN SECURITIES AND INVESTMENTS COMMISSION'S 2014 REPORT

TYPE OF *Wedding*

It is important to remember there is no right or wrong answer when it comes to designing your special day. Here are some of the most popular types of weddings in Australia.



RELIGIOUS

Bringing your religion into your wedding ceremony and reception is a beautiful way to celebrate your life together. There are a number of opportunities to draw on religious tradition in a modern way.



CLASSIC

The classic wedding is the one you have been dreaming of since you were a little girl. The cinderella dress, elaborately decorated ceremony and enormous guest list are just some of the trademarks of this style.



INFORMAL

An informal wedding gives the freedom to customise every aspect of the wedding ceremony with the inclusion of important traditions mixed with completely unique ideas.

TYPE OF *Wedding*



DESTINATION

Destination weddings, usually held in exotic locations, let you choose the backdrop to your ceremony and bring you one step closer to the perfect honeymoon



ELOPING

Deciding to elope is a big decision and not such a common one these days. However there is something romantic about the thought of running away together to declare your love.

WHERE DO YOU
Fit in?

Fun Fact

**BRIDES SPEND APPROXIMATELY
200 HOURS PLANNING THEIR
WEDDING DAY.**

JOINT *Responsibilities*

Whilst not everything will be planned together, there are some parts that require teamwork.



Decide on a budget



Select a date and venue



Design your invitations



Choose flower arrangements



Decide on the entertainment



Hire a photographer



Write thank you letters



Write your vows



Agree on the menu



Plan your honeymoon



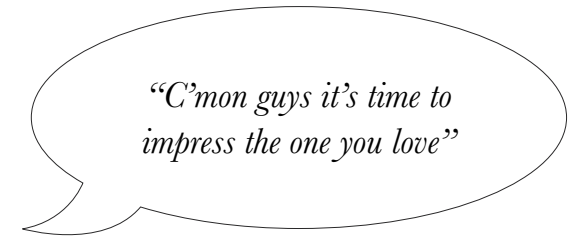

*Hire transport to
and from wedding*



Gift for your parents



BRIDE & GROOM Responsibilities



BRIDE

GROOM

Select a Maid of Honour and Bridesmaids

Select a Best Man and Groomsmen

Shop for the perfect wedding dress

Buy her wedding ring

Organise all on day beauty needs (hair, make-up, jewellery)

Splash out for the best suit you can afford

Choose a gift for your future husband

Buy a gift for your bride to be

Arrange time for a hair and make-up rehearsal

Secure a marriage license

Buy a wedding ring for your future husband

Prepare your speech

MAID OF HONOUR & BEST MAN Responsibilities

To be chosen as the Maid of Honour or Best Man is a privilege and represents the significant role you play in the bride and grooms life. For that reason the Maid of Honour and Best Man are intrusted with key responsibilities to help make the wedding a special occasion.

MAID OF HONOUR

- Plan the hens night*

- Help the bride choose a wedding dress and bridesmaid outfits*

- Help the bride prepare before the ceremony – calm her nerves*

- Witness and sign the wedding certificate*

- Arrange the bride's veil and train throughout the ceremony*

- Walk back down the aisle accompanied by the best man*

TIP: No Bridezillas!

BEST MAN

- Organise and host a memorable bucks party*

- Coordinate suit & tie with groom and groomsmen*

- Ensure the groom arrives safely at the wedding ceremony*

- Plan and write your speech*

- Walk back down the aisle accompanied by the Maid of Honour*

TIP: Be sure to choose someone who will give a good speech!

BRIDESMAIDS & GROOMSMEN *Responsibilities*

It's important to remember that the lead up to the wedding is all about the happy couple and the excitement of being named a bridesmaid or groomsman comes with some key responsibilities to ensure the day runs as smoothly as possible.

BRIDESMAIDS

- Help the maid of honour organise the hens night*

- Offer to make, decorate and distribute wedding favours*

- Run errands for the bride*

- Walk back down the aisle accompanied by a groomsman*

- Be one of the first on the dancefloor, and encourage guests to join*

TIP: *Tell the Bride-to-be everything she wants to hear!*

GROOMSMEN

- Help the best man organise the bucks party*

- Help with the wedding ceremony wherever necessary*

- Direct guests to their seats*

- Distribute corsages to family members*

- Walk back down the aisle accompanied by a bridesmaid*

TIP: *Keep the Best Man in check! (at least until after his speech)*



GUEST SELECTION TIPS


1. *Decide on your ideal number of guests*
2. *Divide in half for Bride & Groom*
3. *Establish a hierarchy when choosing guests (For example: Family 1st, Close friends 2nd, Work colleagues 3rd)*
4. *Assume 20% of your invited guests may not be able to attend*
5. *Be clear on whether plus 1's are allowed*
6. *Set a clear RSVP date*
7. *Remain in Control of the Guest List*



“Start with three lists; those who absolutely have to come, those you really want to come, and those you will invite if you can. Don’t forget to ask your parents if they want to invite people otherwise they may sneak them in when you have already figured out your number! The number of guests you can invite is going to depend on your budget and the style of wedding you want to have. Once you have your venue and the number you want to invite, start with that top tier of guests with a save the date, for any ‘no’s’ you get to invite someone on your next tier of guests. Make sure your RSVP dates give you enough time to

WEDDING INVITATIONS 101

1. **Give Yourself Time** - Order once your guest list is finalised, usually 3-4 months before the wedding date
2. **Over Compensate** - Order more than you think you'll need to account for last minute invites with any remaining becoming a special memento
3. **All Inclusive** - Provide every piece of information guests will need for the big day (date, address of ceremony, Reception location, RSVP date, dietaries)
4. **Consider Costs** - Prices will depend on the kind of invite you choose, where you order them, printing materials and if you hire a calligrapher so be sure to account for the cost
5. **Get Personal** - The invitations should represent you and your wedding day, so take the time to add unique and personal touches





*Pre Wedding
Rituals*

BRIDAL Shower

WHO THROWS THE BRIDAL SHOWER?

Traditionally the Maid of Honour is responsible for organising the bridal shower.

WHERE TO HAVE THE BRIDAL SHOWER?

It's common to hold the bridal shower at the maid of honour's house or bridesmaid's home, but any place where you would normally throw a party or has a significant attachment to the bride-to-be is also an excellent idea.

Some locations to consider when planning a bridal shower include:

- *Favourite Restaurant or bar*
- *A local park, botanical garden or beach*
- *A beauty spa*



Tip from an expert



When organising your big day it is essential you keep in mind that it is in fact a 'big day'! Most of which will mostly consist of running around with your bridal party and photographer to capture memories in various locations. It is important to make sure that your makeup artist and hair stylist can provide you with the right products to counter all the elements you will come in contact with as well as tackle the skins natural oils and sweat. The only way to tackle this is to pre plan:

1. Plan locations with your photographer
2. Go to a Dermatologist to find out what sort of skin you have
3. Find out what the pollen count is that day (if it is high use waterproof mascara)
4. Make sure you have slightly dirty hair so the style holds better

My last tip is to get your makeup and hair trial done the day of your hens night."

- *Jill Edkins* Renewals Manager at Bride Online
www.brideonline.com.au

BRIDAL SHOWER

What To Include

WHO SHOULD BE INVITED TO THE BRIDAL SHOWER?

One way to decide on who to invite is by simply asking the bride for a guest list, unless of course it's a surprise in which case talk to the mother of the bride or her fiancé to get a better understanding. Other things to remember include:

- *Avoid inviting anyone who may not be invited to the wedding*
- *Ensure you invite close female relatives of the bride and groom, the bride's close friends and any women in the wedding party you believe the bride would wish to attend.*
- *While bridal showers are predominantly all women affairs, many are now co-ed celebrating both the bride and groom.*

WHAT TO INCLUDE IN YOUR BRIDAL SHOWER?

The bridal party is generally spent eating, laughing, telling stories and opening presents guests have given to the future bride. Another common occurrence is bridal shower games that can be a load of fun and will be sure to keep everyone entertained.



MOST ICONIC TV SERIES WEDDINGS *Of All Time*

In need of some wedding inspiration? Here are the top 6 TV series that presented us with some of the most memorable fictional weddings (they certainly didn't feel fictional) of all time!

F.R.I.E.N.D.S





SEX AND THE CITY

how i met your mother

The BACHELOR

gossip girl

GREY'S ANATOMY



3 GOLDEN RULES OF THE *Hens Night*

Here's a list of the golden hens night rules to ensure your night is a world of fun while still keeping it classy.

- 1. Focus should be on the hen. Ensure she's centre stage at all times*
- 2. Set a theme, even if it's as simple as guests all wearing the same colour or something with glitter. This helps everyone recognise you as a group and adds a bit of fun*
- 3. Don't ask the bride-to-be to do anything, even if she's insisting. She should be able to relax and enjoy herself*



THE ALMIGHTY

Bucks Night

We know it is a discussion that is dreaded by many brides, however we feel that Bucks Nights are a tradition that should be celebrated and not shamed. So if you ladies are flicking through our guide with your man, here is a page just for him

Pick a date - A Bucks party is traditionally held the night before the wedding, however after countless movies and horror stories, couples of today have decided tradition doesn't always know best. Though you are unlikely to be planning your own Bucks, it is important you choose a date together so as to rule out any unnecessary stress

Embarrassment Is Key - No Bucks night is complete without a certain level of embarrassment and this should be expected and celebrated - just remember to leave your bachelor in one piece

Don't Take a Photo – It Will Last Longer - This night is sure to provide memories that you will laugh about for years to come – photographic evidence is not required

Make a Day Of It - What better way to start your Bucks Night than by a round of golf, or paintball or quad biking? This is a great opportunity for some quality man time – make the most of it





Venue

FINDING THE RIGHT Venue

WHAT TYPE OF VENUE DO YOU HAVE IN MIND?

Choosing the perfect venue is an incredibly important part of wedding preparation and is a stepping stone to the rest of your planning.

Are you interested in a traditional venue such as a hotel or a country house? These venues dominate the wedding venue market and often have set packages and are experienced when it comes to your special day.

Do you want a non-traditional wedding venue? There are some real hidden gems out there that can be worth the extra time to find and can give you more flexibility. Some non-traditional venues include:

- Art galleries
- Museums
- Restaurants & pubs
- Boats
- Warehouses
- Marquees



“I am a firm believer that the right venue will just feel right! It’s not just about the size or look, it’s the feel of the space and the people you will be working with to make your wedding happen. Keep an open mind and visit lots of spaces before you commit, don’t be discouraged if you don’t find the perfect one straight away. There are so many venues it’s worth taking your time and looking before you leap!”



FINDING THE RIGHT *Venue*

WHAT TO CONSIDER WHEN CHOOSING A VENUE

It's essential that you determine your priorities for the wedding venue and create a list of the most important points, allowing you to evaluate each venue's suitability. Some of the criteria on your list may include:

- *Geographical location*
- *Guest Capacity*
- *Suitability for ceremony & reception*
- *Is the catering in-house or is there an approved caterers list*
- *Is there adequate natural light or is lighting hire required*
- *What's the venue's parking capacity*
- *Are there any restrictions limiting decorations such as; candles, confetti etc...*



HAPPILY EVER



AFTER



STARTS HERE

OUTDOOR WEDDING Guide

In recent years there has been a shift outdoors as more and more couples are choosing to utilize the beauty of nature as the backdrop for their love. Popular exterior venues include botanical gardens, beaches, sporting grounds or personal property. The latter generally holds a significance with the couple and can be a spectacular option for a memorable day. When choosing an outside venue it is important to consider the influence this will have on the planning of your wedding. We have provided some valuable tips to ensure your outdoor wedding is a success.



OUTDOOR WEDDING *Guide*

OUTDOOR DECORATION IDEAS

ROSE PETALS

- *Don't scatter too early as they may blow away*
- *Be aware that dark coloured petals may stain dresses*
- *Can become slippery on a non-porous surface*
- *One bucket will cover approximately a 5m aisle*

SEATING DECORATIONS

- *Use sashes, poises or hanging lanterns*
- *Match the colours to the bridal party*

LIGHTING

- *Ensure candles are enclosed*
- *Utilise any accessible bistro lights or lanterns*

CARPET DOWN THE AISLE

- *Match to compliment wedding theme*
- *Adds colour to photos*
- *Protects heels from any mud, sand or dirt*



OUTDOOR WEDDING *Guide*

OUTDOOR WEDDING MENU

ENTREES

- *Opt for canapés, share platters or food stations*

MAIN MEALS

- *Keep dishes light, fresh, seasonal and stay away from serving any temperature sensitive meals*

WEDDING CAKE

- *Avoid mousse and ice cream cakes*
- *Opt for fondant icing*





OUTDOOR WEDDING *Guide*

OUTDOOR WEDDING SETUP

SEATING

- *Provide seating for at least 30% of your guests, more if large amounts of elderly, pregnant or infants attending*
- *Use chairs to mark out the aisle*

WET WEATHER PREPARATION

- *Use appropriate weather forecasting technology leading up to the wedding date*
- *Make plans in advance on an alternative venue and include location on invitation*

SHADE

- *Provide adequate shade for hot weather*
- *The use of hand-held umbrellas or fans adds a decorative element*
- *Beach umbrellas can also be useful*

LAYOUT

- *Plan to have the sun set onto guests backs rather than directly in their eyes*

ELECTRICAL EQUIPMENT

- *Check whether your outdoor venue has access to electricity*
- *Protect all equipment against rain or water damage*
- *Ensure speakers are properly tuned*



Groom

Bride

A bride with blonde hair styled in waves, wearing a white lace wedding dress and a tiara, is seated and smiling. She holds a large bouquet of pink roses. The background features a white brick wall, a white vanity with a mirror, and various floral arrangements.

Style and Theming

POPULAR WEDDING *Styles*

CLASSIC WEDDING IDEAS

This is for someone who wants a timeless style with a modest elegance. You envision a traditional church wedding surrounded by loved ones and friends who have come to witness you marry the love of your life. In terms of style your love of clean lines and unassuming details will guide you in your wedding planning choices in order to create a wedding that is beautiful, classy and meaningful.

MODERN WEDDING IDEAS

You have a love of bright lights, urban details and sophisticated charms. Since your style is very fashion-forward, you're always keeping an eye on the latest trends to see how you can make them your own. You enjoy your large and sparkly world, and you wouldn't change a flickering detail. Using your love of fun patterns, textures and unexpected colour combinations will serve you well when planning, as it will keep your wedding fresh, current and chic.





POPULAR WEDDING *Styles*

VINTAGE WEDDING IDEAS

You're all about style and grace, with a passion for the sophistication and charm of bygone eras. You love anything vintage, with your perfect Saturday consisting of browsing hidden antiques stores for one-of-a-kind treasures. You'll aim to incorporate as many unique pieces into your wedding day as possible from choosing a heritage listed landmark as your venue or wearing antique jewellery.

RUSTIC WEDDING IDEAS

Forget the frilly decorations and minor details because your style is unfussy, natural and gift-wrapped in rustic charm. You adore worn, rugged textures of wood grain and prefer open pasture to the confines of urban spaces. This love may stem from your country roots or simply your love for the outdoors and nature but either way you must let your passion for earthy elements inspire your wedding décor.





POPULAR WEDDING *Styles*

SURPRISING WEDDING IDEAS

You enjoy being the life of the party! Friends & family know and love you for your adventurous spirit, outgoing nature and fun, quirky personality. Your personal style is unique, eclectic and one-of-a-kind! Wedding guests are looking forward to being surprised and dazzled, whether it's by wearing that sassy colourful wedding dress you adore, organising eccentric outdoor entertainment or having the cake in the shape of an electric guitar.



Fun Fact

**THE AGE OLD SAYING,
“SOMETHING OLD, SOMETHING NEW,
SOMETHING BORROWED, SOMETHING BLUE.”
ORIGINATED IN 1898, IN ENGLAND AND IS
THE FIRST LINE OF A TRADITIONAL RHYME
WHICH DETAILS WHAT A BRIDE SHOULD WEAR
AT HER WEDDING FOR GOOD LUCK.**

VENUE *Theming*

Every wedding is unique and should reflect the couple being married. One of the best ways to incorporate the personalities of the relationship is through the wedding theming. Here are just some of the unique wedding themes you could choose from:



Winter Wonderland



Beach



Vintage



Rustic Country



Modern



Tropical



Retro



Shabby Chic



Fairytale



Art-Deco



Cultural



Bohemian





Catering

MENU & *Food Ideas*

BITE SIZED MENU

Sometimes canapé versions of your favourite foods make even more of a statement than their full sized counterparts.

LOSE THE CUTLERY

Make cocktail hour stress free by providing guests with food that can be eaten easily.

INCLUDE A BEVERAGE

Compliment one of your favourite meals with a signature cocktail. (for example, if you have a lot of seafood in your menu go for a citrus flavoured cocktail like a lemon drop.)

MAKE IT INTERACTIVE

A food station creates an delicious focal point allowing everyone to help themselves.





TIPS ON CHOOSING THE MENU

WHERE TO BEGIN

1. *Start by detailing both of your likes and dislikes*
2. *Are there any foods that hold a special significance?*
3. *Provide options to suit a variety of tastes and palates*

MAKE IT PERSONAL

1. *Reflect on your culinary heritage*
2. *Draw inspiration from a favourite destination*
3. *Do you have a favourite restaurant?*

WORKING WITH A CATERER

1. *The best caterers can be reserved up to a year in advance*
2. *Most allow the option of requesting a tasting to give you an idea of exactly what the menu will consist of*
3. *Be aware that some venues have exclusive catering arrangements*



“It’s your day and this menu should reflect you, I wouldn’t advise going for something completely out there but don’t be afraid to go for items you love rather than sticking to the usual to please your guests. The style of the menu whether it’s seated, canapé or live cooking stations should work with your theme and if possible the menu should enhance the night.”

Tip from an expert



To save on stress, create your own wedding 'mission statement' together; think about how you want your wedding to feel, what you want to experience on the day. Pick three things that are non-negotiable. Perhaps you value amazing food, a great live band, and incredible photography. As you start making your decisions, and navigating budgets, family and friends opinions and your own thoughts, anything outside of your "non-negotiable" give you flexibility to delegate, drop all together or simply see in a different way."

- *Ms Polka Dot* Editorat Polka Dot Bride
www.polkadotbride.com

BEVERAGES & *Alcohol*

STAY HYDRATED

Make sure there's always plenty of soft drinks and water (bottled & tap) available to ensure guests remain hydrated and to cater for children.

A DRINKS STATION

Why not spice things up with a cocktail station serving one or two of your favourite beverages that guests are bound to enjoy! Perhaps one decided on by the groom and another for the bride to add a bit of fun for the guests, whilst also adding a stylish touch to the reception.

PERSONALISED BAR MENU

A customised bar is a great way to save yourself purchasing large quantities of cartons by having one or two kegs of your favourite brews on tap for the entire reception. This saves you money by buying bulk and also creates an incredible feature which adds to the atmosphere for guests.



A close-up photograph of a slice of red velvet cake on a white plate. The slice is triangular and shows three layers of red velvet cake with white cream filling. The top and sides are coated in white frosting. A silver fork is placed to the left of the plate. In the background, the rest of the round cake is visible on a white platter, with a slice missing. The scene is set on a white lace tablecloth.

The Cake

THE WEIRDEST WEDDING CAKE

Facts

1. *When Queen Elizabeth II and Prince Phillip married in 1947, their four-tiered wedding cake was over 9ft tall and weighed over 220kg. It was so big that the royal couple actually cut the cake with Prince Phillip's sword.*
2. *The Chefs at the Mohegan Sun Hotel & Casino in Connecticut built the largest wedding cake ever in 2004 weighing approximately 6.818tonnes*
3. *The most expensive wedding cake ever made was valued at \$52.7 million, with the eight-tiered cake covered in 4,000 diamonds*
4. *Tiered wedding cakes started back in medieval times when wedding guests piled up scones, biscuits and bread which the couple would have to kiss all over without knocking down to ensure a lifetime of prosperity.*



TIPS ON YOUR IDEAL WEDDING CAKE

DON'T AIM TO PLEASE EVERYONE

This is YOUR wedding day and everything in the wedding should reflect you, so don't stress about what flavour or icing each and every guest does and doesn't like.

HINT:

If you're planning on keeping your top-tier for your one year anniversary the trick is locking out as much moisture as possible. So ensure that the caterer is aware, packages it into an airtight storage container then wraps the container in plastic wrap for the freezer.

DELIVERING YOUR CAKE TO THE WEDDING IN ONE PIECE

No matter how tempting or cost effective don't pick up the cake yourself, as an average three-tier cake weighs roughly 20kg and is not designed to travel completely assembled.

HINT:

Make sure your baker delivers, preferably in a refrigerated truck

MATCH YOUR COLOURS

When you're consulting with the baker, bring colour swatches because what you think is sunset orange may not be the same as what the baker thinks.

HINT:

Another thing to remember is red, royal blue, purple and hot pink can colour your lips and tongue which can stain your face or clothing and the last thing you want is to stain your lovely wedding dress.



“Take a look at the images on the following pages for inspiration for your own wedding cake.”





A bride is seated on a light-colored sofa, wearing a long, flowing white lace wedding dress. She is holding a large bouquet of white roses. The scene is set in a bright, sunlit room with light-colored curtains in the background. The floor is made of light wood. The overall atmosphere is warm and romantic.

The Dress

OFF THE RACK VS. CUSTOM DRESSES

(Pros & Cons)

OFF THE RACK (PROS)

- + *Excellent if you have a classic style in mind*
- + *Though many stores only carry sample sizes there is a team of people ready to create your dress*
- + *Fantastic option for brides who would rather spend time on other parts of the wedding*
- + *You know from the beginning exactly what you're wearing — there will be no nasty surprises*

OFF THE RACK (CONS)

- *There is a chance that somebody else, somewhere else will have the same dress*
- *For a perfect fit, the dress may require alterations*
- *There is a certain amount of limitation when it comes to customisation*



OFF THE RACK VS. CUSTOM DRESSES

(Pros & Cons)

CUSTOM (PROS)

- + *A guaranteed perfect fit*
- + *Fully customisable*
- + *A wider range of fabrics and colours are available*
- + *Your dress will be truly unique to you*
- + *Some designers offer a special gift sketch of your wedding dress to keep as a memento of your bridal experience*

CUSTOM (CONS)

- *Custom made dresses are generally more expensive*
- *A lot of your time will be dedicated to the design*
- *Finding the designer who understands your dream can be stressful*
- *There will be an element of uncertainty until the dress is finished*





Did You Know?

**THE LONGEST
WEDDING DRESS
WAS 2,750 METRES
WHICH TOOK 100
DAYS TO MAKE BY 10
SEAMSTRESSES.**



Did You Know?

**QUEEN VICTORIA IS CREDITED
WITH STARTING THE WESTERN
WORLD'S TREND TO WEAR
WHITE DRESSES ON YOUR
WEDDING DAY IN 1840.**

Catherine Middleton &

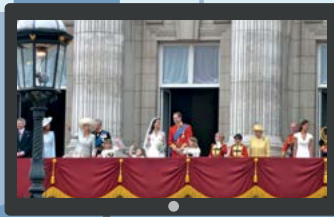
Prince William

Wedding Date: April 29th, 2011



THE ENGAGEMENT RING

Kate Middleton wears the engagement ring once worn by the late Princess Diana. The ring was a large \$30,000 (approx. \$94,800 in today's terms) by Garrard.



THE WEDDING BROADCAST

The wedding is estimated to have been watched by 2 billion people worldwide. This is almost 1 out of every 3 people in the entire world.

THE WEDDING DRESS

Kate's dress was estimated to be valued at \$550,000 and was designed by Sarah Burton, creative director of luxury fashion house Alexander McQueen. The body of the dress was made in ivory and white satin gazar, with a long, full skirt designed to echo an opening flower.

GUEST LIST



Sir Elton John



David and Victoria Beckham



Rowan Atkinson (Mr. Bean)



TWO THOUSAND

2,000 people were in attendance for Catherine and Prince Williams's congregation

Diana, Princess of Wales &

Prince Charles

Wedding Date: July 29th, 1981

THE GIFTS

Charles and Diana received more than 6,000 wedding gifts. Kate and William asked for donation to charity rather than presents for their wedding.

THE WEDDING DRESS

Diana's wedding dress was valued at £9,000 (approx. £30,000 as of 2015) made from silk taffeta, decorated with lace, hand embroidery, sequins and 10,000 pearls. It was designed by Elizabeth and David Emanuel and included a 25ft train of ivory taffeta and antique lace.

THE WEDDING BROADCAST

The wedding broadcast in approximately 74 countries and was watched by 750 million people worldwide.

THREE AND A HALF THOUSAND

3,500 people were in attendance for Princess Diana and Prince Charles' congregation

GUEST LIST



Sir Elton John



George Michael



Gianni Versace



Margaret Thatcher

A close-up photograph of a bride and groom. The bride is on the left, wearing a white wedding dress, and the groom is on the right, wearing a dark blue suit. They are holding hands, and the bride is holding a large bouquet of light-colored flowers. The background is a blurred outdoor setting with greenery and a paved path.

*On The
Big Day*

BEAUTY TIPS

WHAT TO DO

1. *Have a trial run – Go through the wedding day beauty routine to grasp an idea of what you like or don't like so there's no added last minute*
2. *Keep it simple – Focus on the important elements of your look such as beautifully natural looking skin, softly groomed brows and feathery lashes.*
3. *Treat yourself to a manicure and pedicure, and use a pretty blush or neutral colour as not to take attention away from your wedding dress.*

WHAT NOT TO DO

1. *Have your spray tan two days before your wedding as it usually takes approximately 10 hours to fully develop and often look its best on the second or third day.*
2. *Don't wash your hair on your wedding day – Let your hair's natural oils work their magic giving you a shinier, healthier look whilst also holding the style longer*
3. *Don't trial a new facial – If your body isn't used to the products being used in the treatment, it could have unwanted results*



“Don't try anything new right before your wedding! If you want to have a spray tan, get one two months before and trial it in pictures, the same with a new foundation or new style of eye makeup. If you are going with a professional it is absolutely worth having a full hair and makeup trial run to make sure you are happy with how you look, you will look at these photos for the rest of your life, you don't want to look back and hate your eye liner!”

HAIR *Inspiration*

1. THINK AHEAD


If you want to have your hair coloured, permed or treated do so two weeks before your wedding date.

2. BE COMFORTABLE

Don't have your hair done too tightly or too early in the day. This could lead to a headache.

3. KEEP IT SHARP

Consider a trim a few weeks before the wedding day to neaten up any tresses.



HAIR *Inspiration*

4. DON'T SETTLE

Consult multiple stylists for your trial run so you find the ideal person for you. There may be someone in your salon that specialises in the specific look you want for your wedding

5. ENHANCE YOUR NATURAL BEAUTY

When you're deciding on your wedding day hair style, don't go over the top or try being someone you're not. Keep things simple to your style and simply glam it up a notch for your special day.







Flowers

Did You Know?

EARLY ROMAN BRIDES WOULD CARRY GARLIC & ROSEMARY TO SYMBOLISE FIDELITY AND FERTILITY AND TO WARD OFF EVIL SPIRITS. THESE HERBS SERVED AS THE PRECURSOR FOR THE MODERN BRIDAL BOUQUET.

CREATIVE FLOWER *Arrangements*

1. *Ivy will give the room a charm and add colour.*
2. *Use flowers to provide colour pops in the ceremony and reception.*
3. *Add a mix of colours to the bridesmaid's bouquet but keep the bride's white, or one colour to make it stand out but still blend.*
4. *There can never be too many flowers in your reception, however spacing them out will have the most effect.*
5. *If your bridal bouquet is too large it will overpower the photos and distract from your dress, along with being too tiring to carry!*
6. *Dress up any table setting by attaching a single long-lasting bloom such as a narcissus to a piece of wire and fashion into a napkin ring.*









Did You Know?


**ROSES ARE THE MOST
POPULAR WEDDING
FLOWER IN THE WORLD.**

A close-up photograph of two gold wedding rings resting on a bed of white and light green flowers. The rings are positioned in the upper right quadrant, with one ring slightly overlapping the other. The background is filled with soft, out-of-focus flowers, creating a romantic and elegant atmosphere. The lighting is warm and soft, highlighting the metallic sheen of the rings and the delicate petals of the flowers.

The Rings


WEDDING RING STYLE GUIDE

METALS




YELLOW GOLD

This is the classic choice for wedding rings and varies in colour depending on the carat.




WHITE GOLD

This is produced by mixing gold with other white metals and is plated with rhodium.




ROSE GOLD

Referred to also as pink gold, the metal colour and hardness differ depending on carat.



SILVER

Silver is one of the oldest forms of metal used in jewellery and can be coated in rhodium for durability.



PLATINUM


A heavy, hypo-allergenic and very strong metal, Platinum has a white sheen which never loses its brightness.

OTHER METALS




STEEL

A strong, scratch resistant and durable metal great for anyone on a tighter budget.




TITANIUM

Titanium is a light weight metal recognisable for its darker colour and hypo-allergenic properties.




CERAMIC

Made from titanium carbide, ceramic is highly cost effective and can be polished for a reflective shine.



PALLADIUM


Palladium is known for being a more affordable alternative to Platinum which doesn't tarnish or require re-plating.



TUNGSTEN


Tungsten is a very hard metal that doesn't tarnish, however it is brittle and must be taken care of.

PROFILE



COURT

A very popular shape is the court with rounded edges meaning it sits comfortably on the finger without rubbing




FLAT COURT

The flat court profile is designed to have the comfort of a rounded inside, with the appearance of a flat modern exterior.




CONCAVE

This is a more unique profile giving the wedding band a textured look.




FLAT

This is a chunky, modern style which is flat on all sides suitable for men and women looking for a more contemporary feel.



HALO


The halo has a classic circular profile that has been used for centuries due to its simple and stylish design.



D-SHAPE


An extremely popular profile, the D-Shape is flat on the inside to sit close on the finger but rounded on the outside for comfort.

FINISH




MIRROR

This is where the ring is polished to provide a highly reflective shine for an eye catching and classic look.



FINE MATTE

This is where the surface of the ring's metal is finely scratched to give a misty quality and feel.




COARSE MATTE

The surface of the ring's metal is obviously marked to provide a noticeable texture.




STARDUST

This is a mixture of rough texturing and polishing to give a sparkling stardust effect.



HAMMERED


By hammering the ring's metal you get a multi-faceted, textured finish that reflects light in all directions.



SANDBLASTED

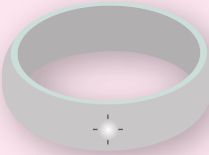
The use of high pressure sandblasting creates a highly textured look and feel.

STYLE



PLAIN BAND

The classic plain band is timeless and offers a traditional look complementing any engagement ring




GEM SET

A solitaire stone on your wedding band can add a little sparkle to complement a simple engagement ring



SHAPED

If you have a large engagement ring, you may need a shaped wedding band to ensure they sit comfortably together.




DUO-TONE

Want to use multiple metals? Use both with a duo-tone band as one is inlaid within the other.



ENGRAVED

Engraving can be done in a variety of styles and provides a special touch to the wedding band allowing you to showcase your initials, wedding date or special phrase.



INLAY

An alternative to using two metals, is a wooden or ceramic inlay which offers a unique look to any wedding band.

A Timeline Of ELIZABETH TAYLOR & RICHARD BURTON



The couple first hit it off on the set of Cleopatra in 1963



Shortly after falling head over heels for one another Richard Burton proposed

“Richard and I had an incredible chemistry together. We couldn’t get enough of each other.”
- Elizabeth Taylor



Their first marriage began in 1964 and ended 10 years later



They met up once again in the summer of 1975, reconciled and remarried in October that year




Elizabeth and Richard divorced for the second and final time in July, 1976

“You can’t keep clapping a couple of sticks of dynamite together without expecting them to blow up.”
- Richard Burton



But it is rumoured the pair continued to be infatuated with one another until the day they died



The most expensive wedding ring, worth \$8.8 million dollars, was given to Elizabeth Taylor by Richard Burton

Tip from an expert



It is important to have some idea of the look and style that you would like for your wedding before you actually choose a venue, a large part of your decorative budget can be spent on other things if the venue fit out suits the design you have in mind. Friends and family all love to help with ideas and tips, but try to stay true to yourself when you are planning your wedding, as it is your day and should be a representation of the two of you, so think of your favourite colours, food and music and make it a fun day for all to share.”

- *Kathy Apostolidis* Planner and Stylist at *Nightingales*
www.theweddingplanner.com.au





Entertainment

BAND VS. DJ *(Pros & Cons)*

BAND (PROS)

- + *There's nothing like live music, with you and your guests experiencing the pleasure of a live performance.*
- + *They know how to keep crowds entertained, with the spontaneity to raise excitement levels from an infectious horn-section interlude or a breathtaking guitar solo*
- + *Professional musicians are able to change the tempo to accommodate the mood to slow things down for the bride and grooms dance or liven things up to get everyone dancing.*
- + *Choosing a band can complete your ideal wedding theme, with a 1930's swing band or an Celtic band for your Irish wedding*
- + *Live music adds a more personal dimension, which is what the day is all about*
- + *Guests who may not wish to dance still can enjoy the performance*

BAND (CONS)

- *Live performers are generally more expensive than DJ's*
- *Impossible to hold the same repertoire of a DJ, who can hold an enormous variety of different music on hand.*
- *Many wedding bands only play the one sound, and have trouble switching genres or styles. Which may see you with a band that's too classical or too jazzy*
- *They may not be able to play your favourite song*
- *Musicians require breaks, so when the music stops most will turn on a CD, but it doesn't have the same energy as live music*



BAND VS. DJ *(Pros & Cons)*

DJ (PROS)

- + *Your favourite dance song can be sung by the artist that made you fall in love with it*
- + *DJs are generally less expensive than live bands*
- + *A charismatic DJ can set the mood and really make the party*
DJs will tend to have libraries of hundreds or thousands of songs,
- + *meaning they can play any song you want with something for everyone's taste*
- + *A DJ allows an excellent segue from an upbeat dance number to the perfect background music while someone makes their toast*
- + *May be experienced in choreographing the reception and making announcements which help with the flow of the wedding reception*
- + *Can work in a tight space with very little equipment required*
- + *No breaks in the music*

DJ (CONS)

- *Doesn't provide the same emotional and personal attachment that a live performance brings*
- *Not as spontaneous or able to adjust to the mood of the audience*
- *Beware of the bored DJ or even worse one who is on autopilot, this may mean they do everything automatically and make mistakes*



QUIRKY ENTERTAINMENT *Ideas*

Your wedding day is about having fun and creating memories you will cherish for the rest of your life. Some great ways to ensure an unforgettable wedding is through the type of entertainment you choose, which is why we've provided a list below with the top quirky entertainment ideas that are sure to leave an impression.



Karaoke is a great way to involve everyone and will be sure to entertain your guests



A magician to puzzle and delight your guests




Hire a caricaturist to render on-the-spot drawings of guests



Photo booth with props so guests can dress up and pull funny faces



Dancers act as a memorable and exciting way to start guests moving



Life sized Jenga is the ideal lawn game for a bit of fun



Embrace your heritage; If you're Scottish hire a bagpipe player, if you're Spanish a Mariachi band could perform



Fireworks display to end the reception with a bang

A romantic photograph of a bride and groom sitting in a field of tall grass. The groom is on the left, wearing a dark suit, and the bride is on the right, wearing a white wedding dress. They are looking at each other with soft expressions. The background is a lush green field with trees, slightly out of focus. Overlaid on the image is the text "Capturing the Special Day" in a white, elegant script font.

*Capturing the
Special Day*

TIPS ON CHOOSING A Photographer

1. ASK AROUND

Speak to family, friends, your caterer and other vendors as good photographers will have a reputation for success.

2. CHECK THEM OUT

Take a look at the photographer's portfolio of work and think about the style you want your photos to express.

3. HOW DO YOU FEEL ABOUT THE PHOTOGRAPHER?

The photographer is one of the most integral parts of your wedding day and will be with you the entire day so it's essential you like and trust them.

4. CONSIDER A SECOND PHOTOGRAPHER

A second photographer is a great way to ensure you capture the entire day with a wider array of photos, angles and provides you with a completely different artistic perspective.



TIPS ON CHOOSING A Photographer

5. WHAT DO YOU ACTUALLY RECEIVE

Digital photography is becoming increasingly popular and as a result photographers are offering 'images only' on a disk or hard-drive, while others include a physical print. So be sure to figure out exactly what you receive in your package.

6. PRE-PLANNING PHOTOS

Make a list of the formal photos you want so you don't miss anyone!





OTHER WAYS PEOPLE CAPTURE *Memories*

Technology is constantly evolving and as a result people are always coming up with fantastic new ways to capture your memories, with some of the most popular ways to remember your wedding day listed below.

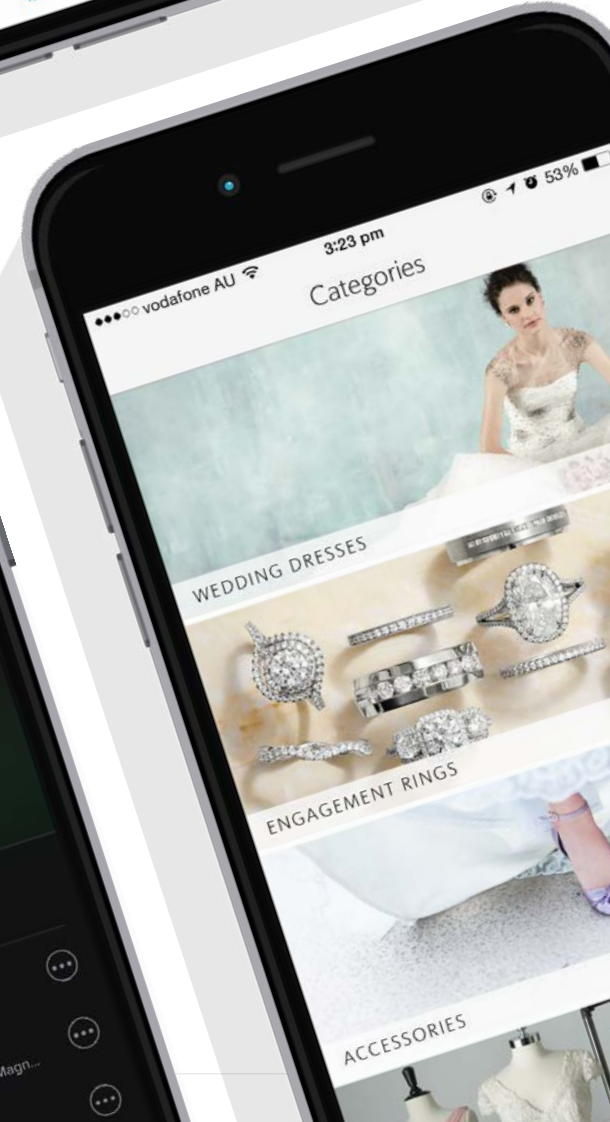
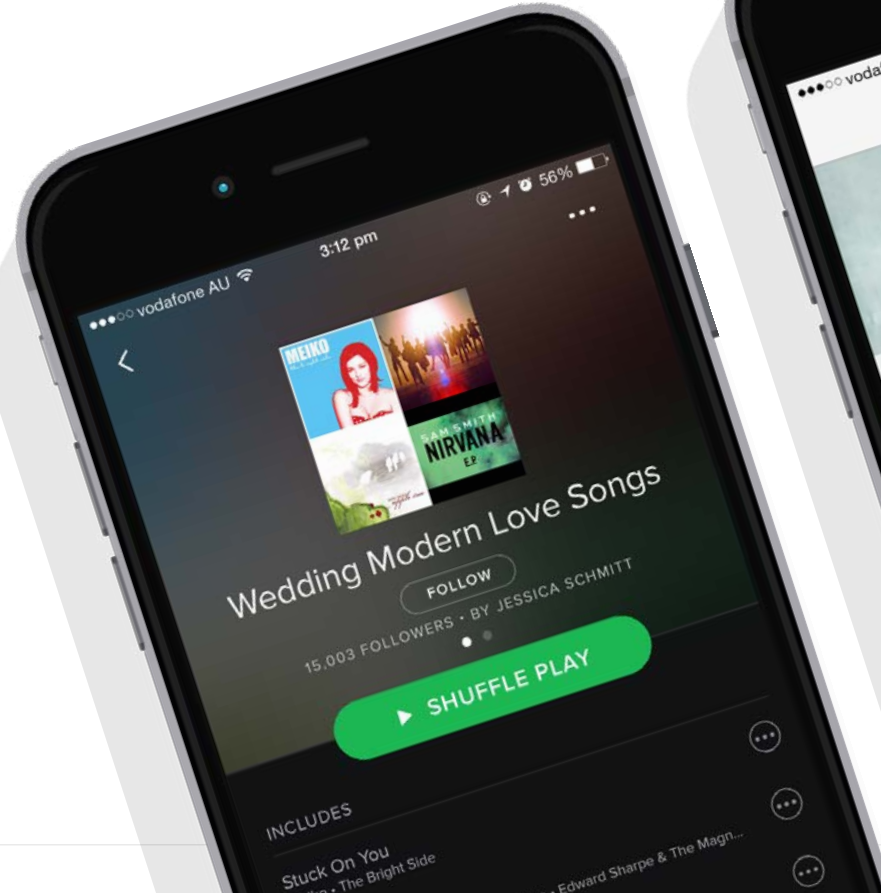
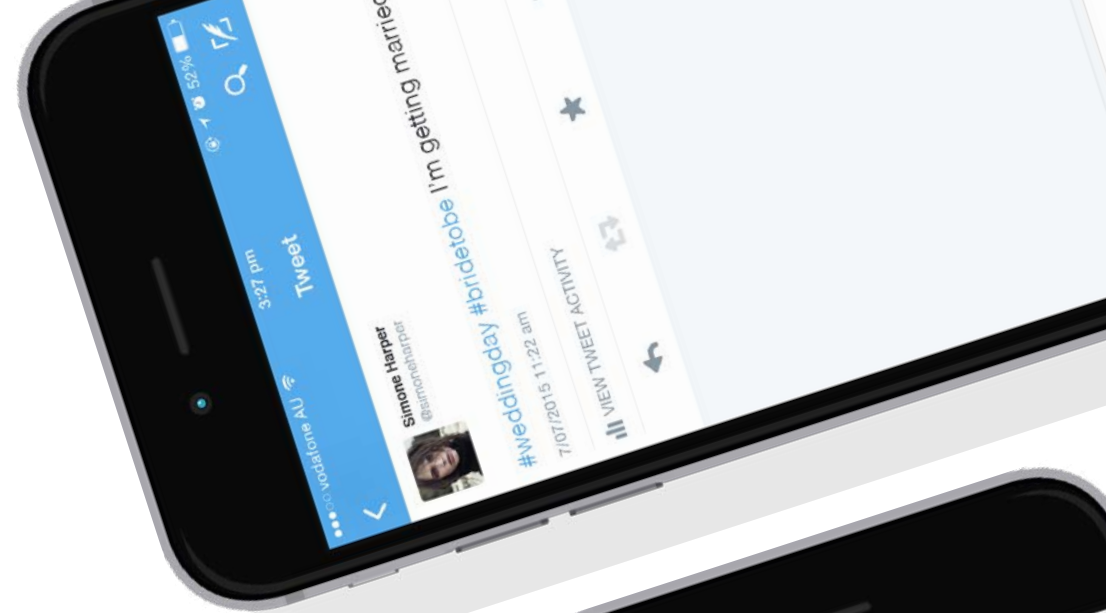
1. *Create your own personal wedding website*
2. *Hire a Videographer*
3. *Use a unique Instagram hashtag # for guests to post photos on*
4. *Book a Photo booth*
5. *Set up a link or site for guests to add photos*



LATEST WEDDING *Trends*

Weddings have continually evolved over time with the addition of new technologies playing a big part in making weddings bigger and better than ever before. Here are just a few of our favourite wedding trends.

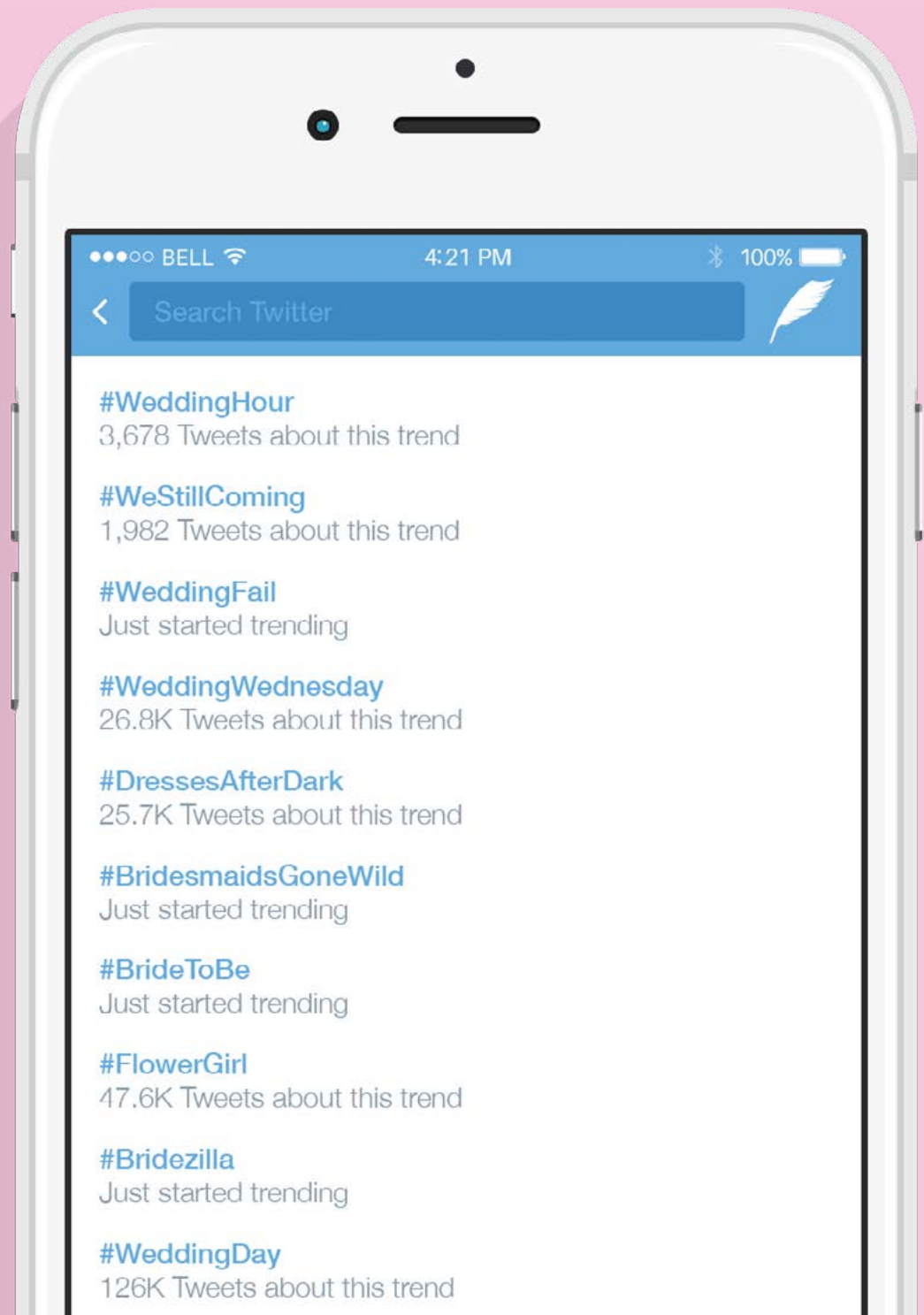
1. *3 out of 5 brides use smartphones to help plan their wedding*
2. *Spotify playlists*
3. *Wedding day hashtags*
4. *A GoPro in the bridal bouquet*
5. *A Video slideshow*



TOP *Hashtags*

The modern day bride is always looking for creative ways to capture every second of the wedding. Luckily, for brides-to-be this job can be made a little bit easier. You can now give an all access pass to your own wedding day by making each one of your wedding guests a photographer.

This can be done by taking advantage of the great powers of Instagram & Twitter and letting them do all the work for you. They can compile all the pictures taken on your special day by simply collecting the images using your unique wedding hashtag.



WEBSITES TO *Inspire You!*

Need more inspiration or ideas for your big day, then look no further than these 10 top website / blogs from Australia and around the world.



BRIDE ONLINE BRIDEONLINE.COM.AU

Bride Online was designed to assist you during the planning of your wedding. Browse Bride Online to source great tips, featured articles, and view real brides on their special day on their wedding blog!



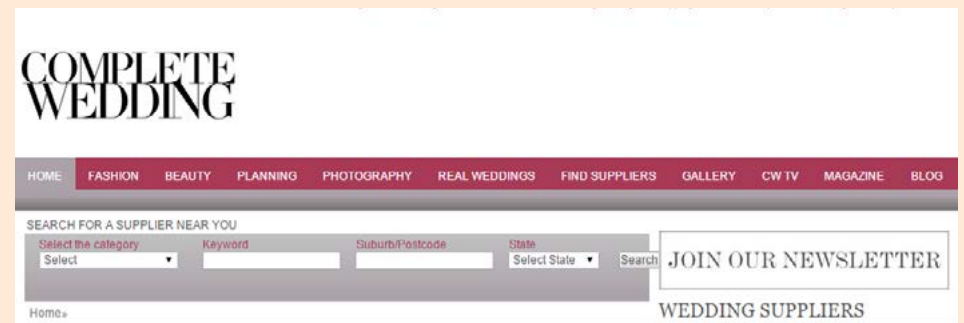
MEDIA INK MEDIANK.COM.AU/WEDDING-VENUES-NSW

The leading wedding venues of New South Wales features the ultimate in wedding venues for your perfect day. The website also contains wedding advice, tips, and inspiration through its network from around Australia.



THE WEDDING PLANNER THEWEDDINGPLANNER.COM.AU

Nightingales hosts a dedicated team of Wedding Planners and Stylists that set the benchmark for quality in the Wedding Industry. Their website showcases celebrity weddings and their fabulous wedding planner blog.



COMPLETE WEDDING COMPLETEWEDDING.COM.AU

Complete Wedding is a leading bridal magazine based in Australia. It features the latest bridal news and products, beautiful real weddings, a complete range of fashion!

WEBSITES TO *Inspire You!*



HELLO MAY

HELLOMAY.COM.AU

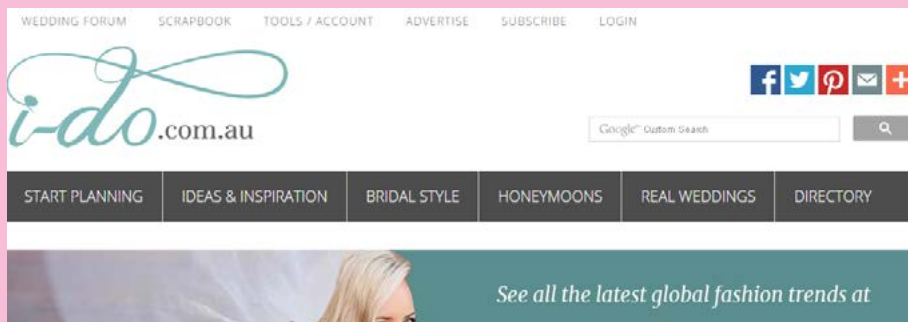
Hello May is a new kind of Bridal blog, magazine, and directory, that inspires weddings that are empty of clichés, and full of your own personal style.



100 LAYER CAKE

100LAYERCAKE.COM

100 Layer Cake is a wedding blog and website that celebrates and assists the most special events in life, specializing in weddings designed to make your heart fill with love.



I-DO

I-DO.COM.AU

Updated daily, I-do.com.au is the go to site for beautiful and the latest news in the wedding world. Featuring fresh ideas, extensive bridal style section and honeymoon inspiration, I-do.com.au is a definite to check out.

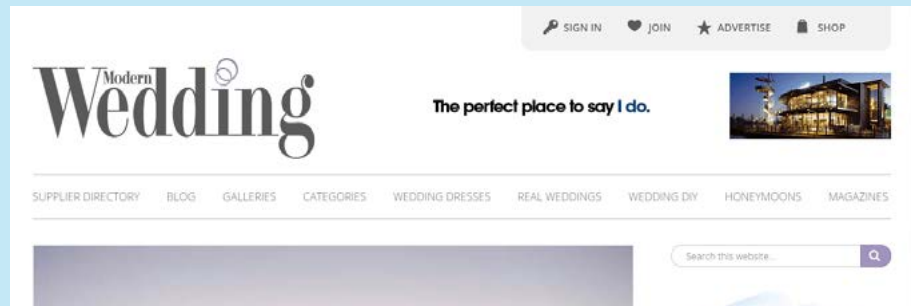


POLKA DOT BRIDE

POLKADOTBRIDE.COM

Polka Dot Bride is Australia's premier Wedding guide, dedicated to inspiring you to create a wonderful wedding that is uniquely yours, and a true celebration of the love of two people.

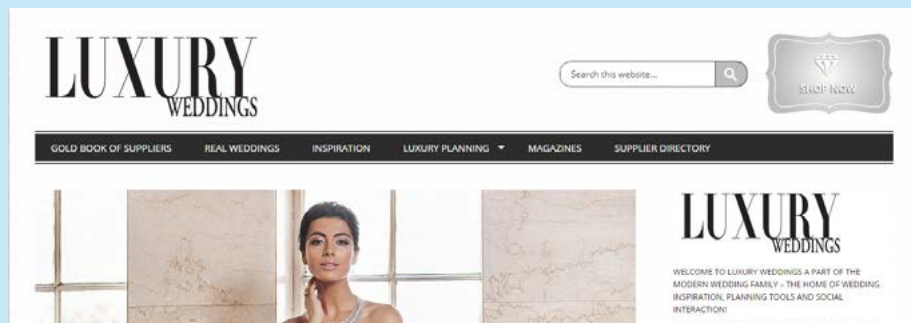
WEBSITES TO *Inspire You!*



MODERN WEDDING

MODERNWEDDING.COM.AU

Modern Wedding is a national wedding style guide, and has become the “Number One for Bridal Fashion”. With their extensive range of inspiration and information for wedding categories across the board.



LUXURY WEDDINGS

LUXURYWEDDINGS.NET.AU

Luxury Weddings is the home of wedding inspiration, planning tools, and social interaction! Devoted to all weddings luxurious, decadent and refined, Luxury Weddings are all about lavish styling.



With over a billion users, Facebook has an endless stream of resources for every bride-to-be. So we have picked four of the best pages to follow. We are sure there are plenty more but this will help you to get started.



WEDDING CLUB AU
FACEBOOK.COM/WEDDINGCLUBAU



WHITE+WHITE
FACEBOOK.COM/WHITEWHITECO



WEDDING MAGAZINE AUSTRALIA
FACEBOOK.COM/WEDDINGMAGAZINEAUSTRALIA



COUTURE WEDDING PLANING
FACEBOOK.COM/COUTUREWEDDINGPLANNING



Instagram is THE No.1 place on the web for beautiful images, stunning visuals, gorgeous dresses, delicious food pic's and so much more. If you can't find you're inspiration take a look at these pages we love.



Have you ever seen a beautiful image and thought, I'd love that for my wedding day? Then create a Pinterest account and start creating Pin Boards. Our favourite four are below. Start Pinning!



FOR THY SWEET LOVE
@FORTHYSWEETLOVE



TWO OF A KIND
PINTEREST.COM/2OFAKINDEVENT



THE STYLE CO
@THESTYLECO



LOVE WED BLISS
PINTEREST.COM/LOVEWEDBLISS



TOUCHED BY ANGELS
@_TOUCHEDBYANGELS_



SIMPLY GEORGEOUS
PINTEREST.COM/SIMPLYGEORGEOUS



ONE FINE DAY
@ONEFINEDAYWEDDINGFAIRS



STYLE ME PRETTY
PINTEREST.COM/STYLEMEPRETTY

KIM & KANYE'S *Wedding*

COST OF THE WEDDING CEREMONY

The cost of the ceremony was \$2.8 million

VENUE

The ceremony was held at Forti de Belvedere a 16th-century fortress, in Florence, Italy

KIM'S WEDDING DRESS

Givenchy Haute Couture gown

ENTERTAINMENT

Lana Del Ray, John Legend and Andrea Bocelli

GUEST LIST

200 guests. Which included Jaden Smith, Chrissy Teigen, Serena Williams, André Leon Talley, Q-Tip & Tyga.





Transportt

TRAVEL IN *Style*

Do you want to arrive at your wedding in style? Or set off on the rest of your life together in the most memorable way possible? Of course you do! That's why we've listed the most popular and most incredible wedding transport options for you to choose from:



Limousine



Classic Vintage
(e.g. Rolls Royce, Bentley)



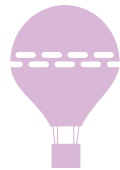
Contemporary Car
(e.g. Mustang, Black London Taxi Cab)



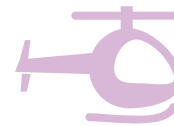
Bus



Fire Truck



Hot Air Balloon



Helicopter



Horse & Carriage



Sea Plane



Boat



Golf Cart



London Double Decker Bus



Just
Married

A romantic Parisian scene at sunset. The Eiffel Tower stands prominently on the right, silhouetted against a vibrant orange and yellow sky. An airplane is captured in flight on the left side of the frame. The text "The Honeymoon" is written in a large, white, cursive font across the center. The foreground shows a wet, reflective surface, possibly a plaza or walkway, with some distant city buildings visible on the horizon.

*The
Honeymoon*

CHOOSING YOUR *Destination*

WHAT DO YOU WANT TO SEE OUTSIDE YOUR WINDOW?

- Bright City Lights*
- Green Hillside Views*
- Streets Filled with Local Culture*
- Beautiful Sandy Beaches*
- Secluded Forest*

WHAT ARE YOU PICTURING YOURSELF WEARING?

- Swimmers and Thongs*
- Sundresses and Sandals*
- Designer Clothing*
- Your Favourite Out on the Town Outfit*
- Golf Shoes, Scuba Gear or Bike Shorts*
- Hiking Boots*

WHAT DO YOU WANT TO BE DOING?

- Laying on the Beach with a Nice Book*
- Drinking and Dancing Surrounded by New Friends*
- Experiencing Local Customs and Culture*
- Being Adventurous*
(Hiking, Scuba Diving, Rafting, Bungee Jumping)
- Shopping*
- Enjoying a Cocktail at the Pool Bar*
- Sightseeing at Historical Sights and Museums*





HONEYMOON PACKING Checklist



*Passport, Visa
& Driver's License*



*Aeroplane Tickets
or E-Ticket*



*Credit Card and/or
Travel Money Card*



Travel Sim Card



*Accommodation Reservation
Confirmations*



*Set of Photocopies For
All of The Above*



*Any Necessary Prescription
Medication (Original Bottle Only)*



*Appropriate Details for your
Doctor & Emergency Contacts*



*ID Tags for Luggage
Identification and Travel Locks*



Camera



*Charger and Any Necessary
Adapters for Mobile or Computer*



*Sunscreen, Insect Repellent,
Lip Balm (Dependent on Location)*

HONEYMOON PACKING Checklist



Toiletries
(Toothbrush, Toothpaste, Makeup)



Swimwear



Sunglasses



Hats



Backpack



Travel Guidebook



Essential Medical Kit
(Band Aids, Paracetamol)

Adjust your packing according to your destination



“Brides always leave packing for the honeymoon to the last minute! If this was any other holiday you would have planned your wardrobe a month in advance so don’t let this slip by or you will regret not having that special dress or those perfect shoes.”

TOP TRENDING HONEYMOON DESTINATIONS *in 2015*

All the wedding day celebrations are over, no more wedding day jitters or stress and you're in a state of pure euphoria having just married the love of your life, but the good times aren't over yet! Your honeymoon with your partner is about to begin, taking you to the destination of your dreams where you can enjoy the start of your marriage on a tropical island, remote oasis, pampered retreat or wherever your heart desires.




Mexico

Mexico has been a regular destination for honeymooners, Cancun along Mexico's Yucatan Peninsula being the most popular for decades now as honeymooners come to enjoy the soft, white-sand beaches, proximity to ancient Mayan ruins, jungle rainforests, excellent regional cuisine and well-priced all-inclusive resorts. Crowds tend to descend on Cancun from December through to April, but the abundance of resorts and 22 kilometres of beach help give you a sense of isolation. Cancun was developed exclusively with tourism in mind so you won't have an authentic Mexican experience unless you venture further afield. However, if you're looking for pools with swim-up bars, festive nightclubs, excellent shopping, spa treatments, and activities like golf, jeep adventures, and parasailing, Cancun certainly fits the bill.



Argentina

Argentina has it all for a romantic honeymoon, especially for food lovers. Buenos Aires has fabulous architecture and amazing wine and food. “It’s a city where you have to be careful of your waistline because there is an endless array of top quality food, but the plan is to walk it off while taking in the sights,” says advisor Julie McCully of Travel Channel. After you have had your fill of late-night dinners and dancing tango all night in Buenos Aires, head to Mendoza and be wined and dined at one of the many luxury wine hotels and spas.



Indonesia

The perfect combination of some of the world's best beaches, private islands, bold cuisine and ancient temples, Indonesia is a surefire hit when it comes to choosing a romantic honeymoon destination. Bali is the best-known island of the 17,500 that make up Indonesia's archipelago. While the majority of the country is Muslim, Bali is a sliver of Hindu culture and art. Spirituality is ingrained in the population and you'll see offerings of incense, flowers, and rice in front of just about every temple, home, restaurant, or shop. Just sitting south of the equator, Bali is always warm. Dry season is June through September and that's when the humidity is at its lowest. In South Bali you'll find Kuta and Bukit (both terrific surf spots), Jimbaran, Legian, and Seminyak along with the airport in Denpasar. When honeymooning in Central Bali, look to the artist community of Ubud that is also home to beautiful rice terraces and Monkey Forest which is a unique highlight for many tourists.



Brazil

“Beaches, buzzing nightlife, pristine jungles, this South American nation has pretty much everything a honeymooner could want” says Yolanda Crous of Brides magazine. This with the hype around the World Cup happening this summer and the Olympics coming up in 2016, this country has never been hotter. Party all night in Rio de Janeiro, soak in some sun on the laid-back beaches, then cross off the Amazon from your bucket list.



Maldives

Want to completely disconnect and relax in secluded privacy? The islands of the Maldives are quintessential honeymoon destinations with deserted beaches that vie for the title of “most romantic spot in the world.” This archipelago of dozens of atolls and more than 1,100 coral islands spans 35,000 square feet of the Indian Ocean and is located about 800 kilometres southwest of Sri Lanka. The Maldives are truly one of the last unspoiled island getaways in the world. It’s hard to get there, but the effort is rewarded with picture-perfect sunsets, wide beaches, and some of the best diving and snorkeling in the world. This is the place to interact with whale sharks, manta rays, reef sharks, sea turtles, and an array of colorful fish and sea creatures. Resorts are confined to their own islands so you won’t jump from place to place after you arrive. Almost all of the resorts are firmly in the “luxury” category. This is the place to book a beach villa or overwater bungalow.



Tip from an expert



My top tip would be to try to relax and not sweat the little stuff too much. Your wedding day is a cherished moment and is all about celebrating your love with your other half; it should be a day of joy and merriment! Also, don't rule out asking for help. The experts really know what they are doing and will work within your budget, plus enlisting their expertise can take a lot of the pressure off. I've heard brides say they wished they had enlisted more help as it would have worked out more cost effective in the long run. No matter how you decide to work out the planning, though, when it comes to the big day, make sure you let the little things pass you by leaving space to really enjoy the day with your spouse."

- *Alexandra Longstaff* Complete Wedding
www.completewedding.com.au



There are 120,000 weddings per year in Australia

332 weddings per day across Australia

Did You Know?



About Fortte

Catering

WEDDING CATERING IS OUR FORTE!

Forte Catering & Events is a premium wedding caterer in Sydney and has been fortunate to be a part of some of the most prestigious events and weddings around town. With a strong passion for creating impeccable cuisine, providing professional service and designing mouthwatering menus, Forte understands the secrets behind a flawless wedding. Forte has consistently been recognised for their dedication to the wedding industry, having twice been announced as the exclusive Wedding Caterer of the Year. The team has the extensive knowledge and experience that is essential to inspiring extraordinary weddings.

The exquisite food created by Forte will complement the other aspects of your wedding reception, making it a truly memorable experience. Forte endeavor to work closely with the bride and groom to ensure you are presented with magnificently crafted food that will exceed all expectations. With menus composed specifically for achieving your perfect wedding reception and carefully crafted packages available to suit a range of financial guidelines and guest requirements, Forte will help you make your dreams come true.

Couples that are after a beautifully designed menu with a mark of difference should look no further than the pure food artistry from Forte Catering & Events.



Venues

PERHAPS THE MOST IMPORTANT ASPECT OF YOUR WEDDING DAY IS THE VENUE LOCATION!

Forte has developed a strong relationship with many of the most prestigious and historical indoor and outdoor venues in the Sydney area. Each of these venues is situated with its own unique picturesque landscape and spectacular features to suit a diverse range of wedding themes and requests.

Here is a list of premium locations Forte offer:

THE CELL BLOCK THEATRE, DARLINGHURST

The Cell Block Theatre at the National Art School is a visually remarkable building and a significant feature of Australia's colonial and cultural heritage. Originally used as the women's wing of the Old Darlinghurst Gaol from 1841 to 1920, this spectacular venue has since been a part of the National Art School. For a unique wedding experience, where better to be than surrounded by the impression of the old cells that still lingers in the curved stone staircases climbing three stories high? The narrow barred windows and solid iron doorways create an industrial look that can be adapted to a number of themes. The simplicity of the space focusses on the grandeur that has been, making the Cell Block Theatre a unique yet flexible reception space which can seat up to 150 guests and hold a cocktail function for up to 290 guests. The surrounding courtyards offset the history of the Cell Block Theatre and create a beautiful outdoor entertainment space.



Venues

COCKATOO ISLAND, SYDNEY HARBOUR

Cockatoo Island is home to a mix of raw, industrial and historic convict era buildings and spaces. Whether it be for a party of 50 or 2000 Forte Catering & Events can find the perfect place for you on the island. Ranging from grand spaces with industrial ceilings and sandstone pylons to intimate and lush courtyards there is no limit to the possibilities we could create. If you are looking for something a little different with plenty of history, this exceptional venue is perfect for your celebration! Though the island is only a ferry ride away, why not stay in one of the newly renovated apartments that overlook the incredible views of Sydney Harbour?

LION GATE LODGE, THE ROYAL BOTANICAL GARDENS

Built in 1878, Lion Gate Lodge is a stunning Victorian sandstone building boasting a private landscaped cottage garden, a large awning and a paved courtyard. This intimate venue is ideal for a cocktail event with up to 150 guests or 80 guests for a seated banquet. With an array of spectacular locations this venue is the perfect setting for both wedding ceremonies and reception so you can celebrate with your guests continuously throughout the day. The main room of the lodge adjoins the beautiful courtyard to create a spacious function area with a gorgeous garden outlook. Last but not least, this incredible venue is unique and highlights the importance of your special day!

THE RESIDENCES – CENTENNIAL PARK, SYDNEY

The Residences offers the perfect blend of Victorian grandeur and modern style. With two heritage-listed properties which have been restored into luxury accommodation and event spaces, this venue provides the opportunity to seat up to 200 guests or 500 guests for a cocktail event. To ensure the romance of the reception continues, this venue also sleeps up to 8 guests making it a beautiful location for a special wedding night. Surrounded by luscious lawns and impeccable gardens your guests will be in awe of the location. A highly sought after venue, Centennial Park is one of the largest inner city parks and a fabulous choice for your wedding and reception.

ROSE GARDEN, THE ROYAL BOTANICAL GARDENS

The Rose Garden Pavilion is surrounded by an abundance of roses with sweeping vistas and manicured lawns & gardens. A venue at its prime from October to May this is the perfect place to hold your special day amongst the blooming roses. The pavilion is an incredible sandstone structure that can accommodate up to 80 guests for a cocktail event. However if you are looking for something larger, Forte Catering & Events have created some incredible events within marquees and the Rose Gardens is a beautiful place to hold such an evening with space for up to 200 guests. The powerful aroma of the roses creates a sense of romance in the air and will enchantingly frame your big day.

Venues

THE GREAT HALL – UNIVERSITY OF SYDNEY, CAMPERDOWN

Once upon a time, beautiful English styled castles and decadent weddings seemed a far off dream for the brides of Sydney. Then one day, The Great Hall opened its beautiful wooden doors and all these problems flew away. A venue like no other this incredible building with its high ceilings, stunning stained glass windows and sandstone walls is the perfect setting for your own royal experience. This versatile venue can seat up 320 banquet style or 600 for a cocktail function with the surrounding quad lawns perfect for a majestic entry and memorable wedding photos.

BILLICH GALLERY, THE ROCKS

The Billich Gallery is one of Australia's leading contemporary art galleries and one of Sydney's premier venues, offering guests a unique slice of Sydney's wonderful history wrapped up in the amazing artworks of Charles Billich.

Guests at the Billich Gallery can experience your next event surrounded by a stunning array of art in one of Sydney's most magnificent and historical buildings formerly known as the Sailors home. Operating as a thriving venue hire operation with spectacular venue options from the gallery exhibition floor space to the VIP room and balcony dining room facilities. The Gallery setting overlooks the Sydney Harbour and the Sydney Opera House which creates an impressive backdrop for welcoming and entertaining your guests.

CARRIAGEWORKS BAY 22-24

The now heritage listed Carriageworks, was once part of the Eveleigh Rail Yards which was built on the site from 1880 through to 1889. The ideally situated buildings still standing today are considered one of the best examples of railway workshop complexes. Housed within a treasure trove of Australian major rail network history, where thousands of Sydneysiders once worked during the thriving industrial era of the 19th century.

In 2002 the historic Carriage and Blacksmith Workshops at the Eveleigh Rail Yard site were purchased by the NSW Ministry for the Arts. Soon after the purchase the site underwent a construction project with the vision of creating the Carriageworks. A place where creativity could be explored, developed and presented with the site being ideal for an artistic hub.

Now over 10 years since its repurpose, the Carriageworks site has become one of the leading and most important multi-arts centres of its kind in Australia.

EVENT MANAGEMENT & *Theming*

Forte is more than a premiere caterer, we specialise in offering exceptional wedding coordination services including assisting with theming for your unforgettable day. This service means that by simply consulting with us, you will have access to expert advice and are able to draw on our extensive wedding coordination experience.

We understand the importance of providing a unique personalised day for every bride and groom and how far a great theme can go towards creating that perfect celebration. From the food through to the table settings, decor and entertainment, Forte's team of creative thinkers will assist in delivering designs that suit your day.

Weddings are what we do, what excites us – from seating charts, and food artistry to the flower arrangements and farewell circle - weddings are our forte.



